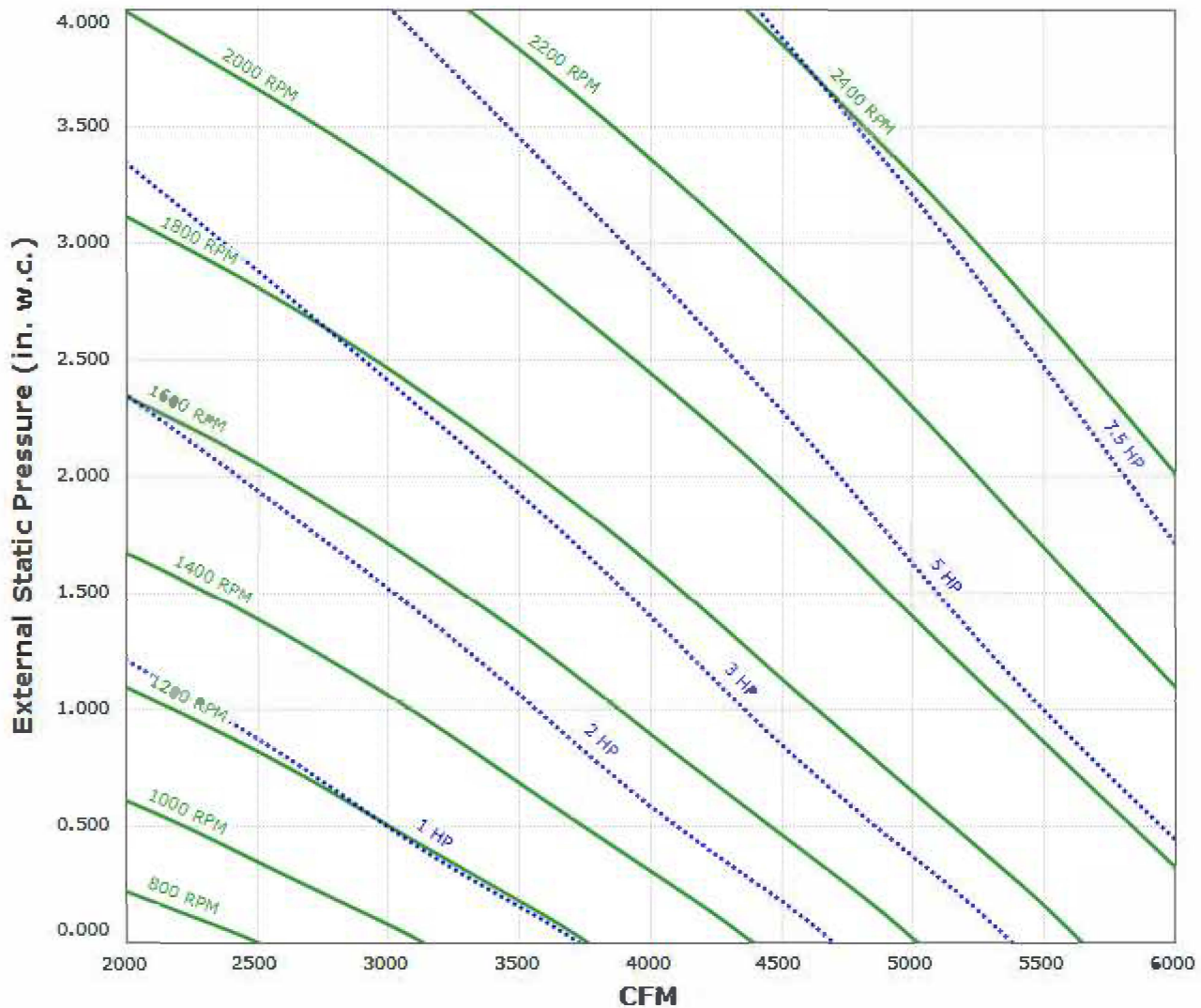


R2D.250-20D Performance Curves

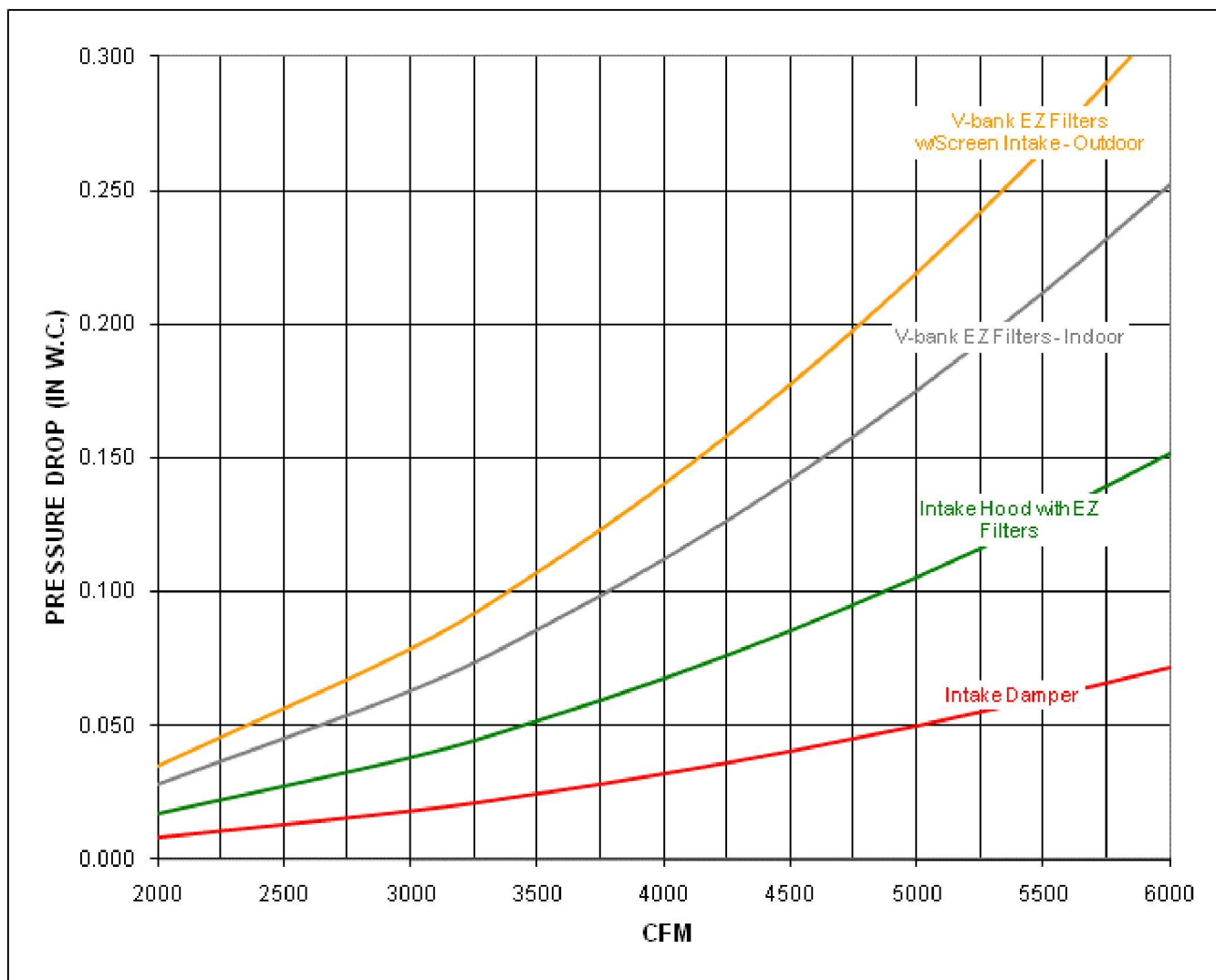


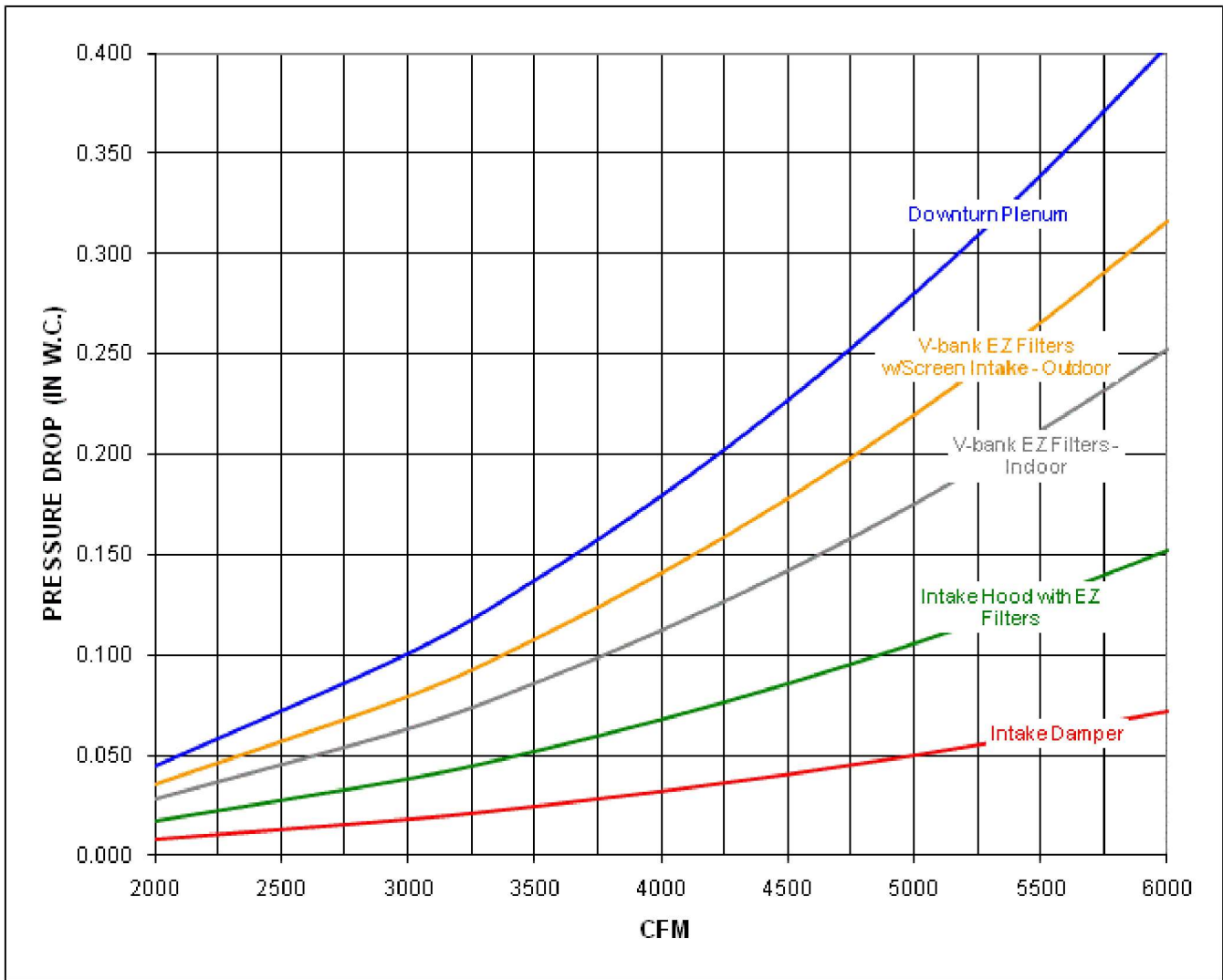
Max Sizeable RPM = 2400 RPM. Curve shown extended beyond this point for reference only.

- Motor DHP00245 has an rpm range of 800 to 1745.
- Motor DHP00345 has an rpm range of 800 to 1755.
- Motor DHP00545 has an rpm range of 800 to 1750.
- Motor DHP7/545 has an rpm range of 800 to 1750.
- Motor DTP0016 has an rpm range of 800 to 1150.
- Motor DTP0024 has an rpm range of 800 to 1740.
- Motor DTP0024-50HZ has an rpm range of 800 to 1415.
- Motor DTP0026 has an rpm range of 800 to 1150.
- Motor DTP0034 has an rpm range of 800 to 1755.
- Motor DTP0034-50HZ has an rpm range of 800 to 1438.
- Motor DTP0036 has an rpm range of 800 to 1150.
- Motor DTP0054 has an rpm range of 800 to 1750.
- Motor DTP0054-50 has an rpm range of 800 to 1435.
- Motor DTP0056 has an rpm range of 800 to 1150.
- Motor DTP7/54 has an rpm range of 800 to 1750.
- Motor DTP7/54-50 has an rpm range of 800 to 1470.
- Motor EP00245 has an rpm range of 800 to 1800.
- Motor EP00345 has an rpm range of 800 to 1755.
- Motor EP00545 has an rpm range of 800 to 1745.

Motor EP7/545 has an rpm range of 800 to 1755.
 Motor GP0024 has an rpm range of 800 to 1740.
 Motor GP0024-50 has an rpm range of 800 to 1440.
 Motor GP0026 has an rpm range of 800 to 1150.
 Motor GP0034 has an rpm range of 800 to 1800.
 Motor GP0034-50 has an rpm range of 800 to 1440.
 Motor GP0054 has an rpm range of 800 to 1800.
 Motor GP0054-50 has an rpm range of 800 to 1440.
 Motor GP7/54 has an rpm range of 800 to 1800.
 Motor GP7/54-50 has an rpm range of 800 to 1440.
 Motor NP0024 has an rpm range of 800 to 1740.
 Motor NP0026 has an rpm range of 800 to 1150.
 Motor NP0034 has an rpm range of 800 to 1755.
 Motor NP0036 has an rpm range of 800 to 1150.

Max listed CFM for Recirculating Direct Fired Heaters : A2=5000





Notes:

The static pressure of non-woven polyester filters is 2 times the static pressure of standard EZ Kleen Filters.

The static pressure of throw-away filters is 1.33 times the static pressure of standard EZ Kleen Filters.

The static pressure of throw-away MERV 13 filters is 1.9 times the static pressure of standard EZ Kleen Filters.

Throw-away filters are used in v-bank intakes only.

