REV.#5 07/25/2012

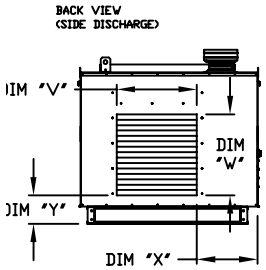

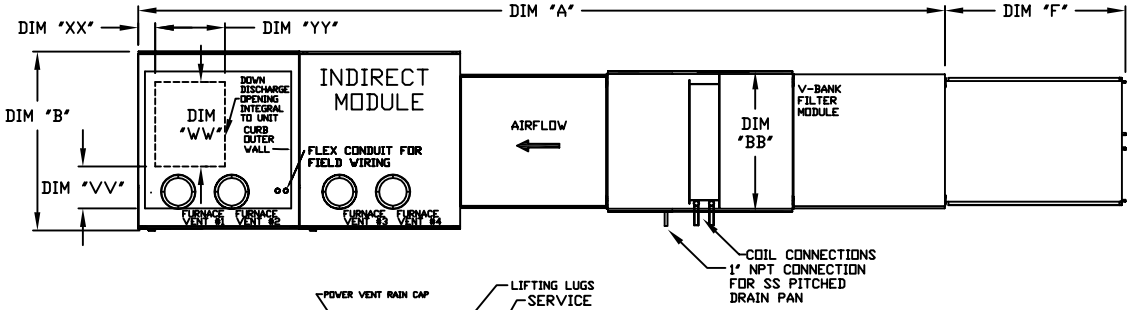

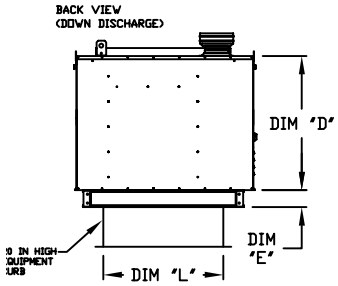

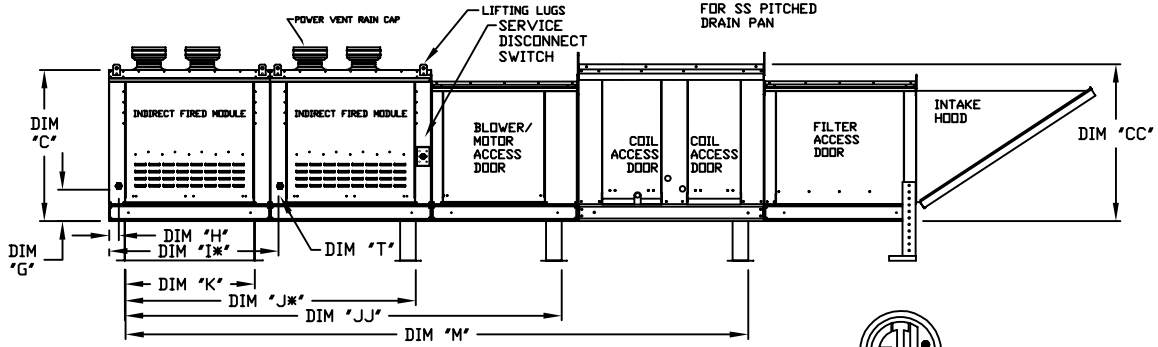

MAX. ROOF OPENING 2" SMALLER THAN CURB OUTSIDE DIMENSION

ALL DIMENSIONS ARE NOMINAL AND GIVEN IN INCHES.

MODEL	WEIGHT (LBS)	UNIT DIMENSIONS															SIDE DISCHARGE OPENING				DOWN DISCHARGE OPENING				GAS CONNECTION	# OF FURNACES
		A	B	BB	C	CC	D	E	F	G	H	I*	J*	JJ	K	L	M	V	W	X	Y	VV	WW	XX	YY	"T" (NPT)	
1-IBT.150-G10	1267	166-3/4	49-1/2	39-3/8	39-9/16	42-3/4	35-13/16	3-3/4	44-3/8	8-3/4	2-11/16	N/A	N/A	89-3/16	71	21	131-7/16	17-3/4	17-3/4	18-1/2	7-1/4	3	16-3/4	3-1/8	21	3/4	1
1-IBT.200-G10	1297	166-3/4	49-1/2	39-3/8	39-9/16	42-3/4	35-13/16	3-3/4	44-3/8	8-3/4	2-11/16	N/A	N/A	89-3/16	71	21	131-7/16	17-3/4	17-3/4	18-1/2	7-1/4	3	16-3/4	3-1/8	21	3/4	1
1-IBT.300-150-150-G10	1352	166-3/4	49-1/2	39-3/8	39-9/16	42-3/4	35-13/16	3-3/4	44-3/8	8-3/4	2-11/16	N/A	N/A	89-3/16	71	21	131-7/16	17-3/4	17-3/4	18-1/2	7-1/4	3	16-3/4	3-1/8	21	3/4	2
1-IBT.400-200-200-G10	1426	166-3/4	49-1/2	39-3/8	39-9/16	42-3/4	35-13/16	3-3/4	44-3/8	8-3/4	2-11/16	N/A	N/A	89-3/16	71	21	131-7/16	17-3/4	17-3/4	18-1/2	7-1/4	3	16-3/4	3-1/8	21	3/4	2
2-IBT.200-G15	1590	174-3/4	49-1/2	49-3/8	39-9/16	47-3/4	35-13/16	3-3/4	53-5/8	8-3/4	2-11/16	N/A	N/A	97-3/16	79	31	139-7/16	24-1/2	17-3/4	18-1/2	7-1/4	5	24	3-1/8	21	1	1
2-IBT.300-G15	1682	174-3/4	49-1/2	49-3/8	53-7/8	47-3/4	50-1/8	3-3/4	53-5/8	8-3/4	2-11/16	N/A	N/A	97-3/16	79	31	139-7/16	24-1/2	24-1/2	18-1/2	7-1/4	5	24	3-1/8	21	1	1
2-IBT.400-G15	1761	174-3/4	49-1/2	49-3/8	53-7/8	47-3/4	50-1/8	3-3/4	53-5/8	8-3/4	2-11/16	N/A	N/A	97-3/16	79	31	139-7/16	24-1/2	24-1/2	18-1/2	7-1/4	5	24	3-1/8	21	1	1
2-IBT.400-200-200-G15	1649	174-3/4	49-1/2	49-3/8	39-9/16	47-3/4	35-13/16	3-3/4	53-5/8	8-3/4	2-11/16	N/A	N/A	97-3/16	79	31	139-7/16	24-1/2	17-3/4	18-1/2	7-1/4	5	24	3-1/8	21	1	2
2-IBT.600-300-300-G15	1803	174-3/4	49-1/2	49-3/8	53-7/8	47-3/4	50-1/8	3-3/4	53-5/8	8-3/4	2-11/16	N/A	N/A	97-3/16	79	31	139-7/16	24-1/2	24-1/2	18-1/2	7-1/4	5	24	3-1/8	21	1	2
2-IBT.800-400-400-G15	1916	174-3/4	49-1/2	49-3/8	53-7/8	47-3/4	50-1/8	3-3/4	53-5/8	8-3/4	2-11/16	N/A	N/A	97-3/16	79	31	139-7/16	24-1/2	24-1/2	18-1/2	7-1/4	5	24	3-1/8	21	1	2
3-IBT.400-G18	2212	185-3/4	57-3/4	54-3/8	57-1/16	56-3/8	51-13/16	5-1/4	51-5/8	10-3/4	2-11/16	N/A	N/A	102-3/16	84	35	144-7/16	27-1/2	31	18-1/2	8-3/4	6-3/4	26-1/2	4-1/8	26-1/2	1	1
3-IBT.600-300-300-G18	2330	185-3/4	57-3/4	54-3/8	57-1/16	56-3/8	51-13/16	5-1/4	51-5/8	10-3/4	2-11/16	N/A	N/A	102-3/16	84	35	144-7/16	27-1/2	31	18-1/2	8-3/4	6-3/4	26-1/2	4-1/8	26-1/2	1	2
3-IBT.800-400-400-G18	2468	185-3/4	57-3/4	54-3/8	57-1/16	56-3/8	51-13/16	5-1/4	51-5/8	10-3/4	2-11/16	N/A	N/A	102-3/16	84	35	144-7/16	27-1/2	31	18-1/2	8-3/4	6-3/4	26-1/2	4-1/8	26-1/2	1	2
3-IBT.1000-300-300-400-G18	3207	245-7/8	57-3/4	54-3/8	57-1/16	56-3/8	51-13/16	5-1/4	51-5/8	10-3/4	2-11/16	62-13/16	117-1/16	162-5/16	84	35	204-9/16	27-1/2	31	18-1/2	8-3/4	6-3/4	26-1/2	4-1/8	26-1/2	1	3
3-IBT.1200-400-400-400-G18	3319	245-7/8	57-3/4	54-3/8	57-1/16	56-3/8	51-13/16	5-1/4	51-5/8	10-3/4	2-11/16	62-13/16	117-1/16	162-5/16	84	35	204-9/16	27-1/2	31	18-1/2	8-3/4	6-3/4	26-1/2	4-1/8	26-1/2	1	3
4-IBT.400-920	2907	214	57-3/4	60-7/16	57-1/16	64-3/8	51-13/16	5-1/4	76-3/8	10-3/4	2-11/16	N/A	N/A	121-1/4	42	42	175-9/16	28-1/2	34	18-1/2	8-3/4	8-1/2	26-1/2	4-1/8	26-1/2	1	1
4-IBT.800-400-400-920	3124	214	57-3/4	60-7/16	57-1/16	64-3/8	51-13/16	5-1/4	76-3/8	10-3/4	2-11/16	N/A	N/A	121-1/4	42	42	175-9/16	28-1/2	34	18-1/2	8-3/4	8-1/2	26-1/2	4-1/8	26-1/2	1	2
4-IBT.1000-300-300-400-920	4007	274-1/8	57-3/4	60-7/16	57-1/16	64-3/8	51-13/16	5-1/4	76-3/8	10-3/4	2-11/16	62-13/16	117-1/16	181-3/8	42	42	235-11/16	28-1/2	34	18-1/2	8-3/4	8-1/2	26-1/2	4-1/8	26-1/2	1	3
4-IBT.1200-400-400-400-920	4119	274-1/8	57-3/4	60-7/16	57-1/16	64-3/8	51-13/16	5-1/4	76-3/8	10-3/4	2-11/16	62-13/16	117-1/16	181-3/8	42	42	235-11/16	28-1/2	34	18-1/2	8-3/4	8-1/2	26-1/2	4-1/8	26-1/2	1	3
4-IBT.1400-300-300-400-400-920	4231	274-1/8	57-3/4	60-7/16	57-1/16	64-3/8	51-13/16	5-1/4	76-3/8	10-3/4	2-11/16	62-13/16	117-1/16	181-3/8	42	42	235-11/16	28-1/2	34	18-1/2	8-3/4	8-1/2	26-1/2	4-1/8	26-1/2	1	4
4-IBT.1600-400-400-400-400-920	4343	274-1/8	57-3/4	60-7/16	57-1/16	64-3/8	51-13/16	5-1/4	76-3/8	10-3/4	2-11/16	62-13/16	117-1/16	181-3/8	42	42	235-11/16	28-1/2	34	18-1/2	8-3/4	8-1/2	26-1/2	4-1/8	26-1/2	1	4
5-IBT.400-925	3570	224	66-3/8	79-7/16	59-15/16	68-7/16	54-11/16	5-1/4	71-3/8	10-3/4	2-11/16	N/A	N/A	131-1/4	52-3/4	52-3/4	185-9/16	31-1/2	34	18-1/2	8-3/4	10-3/4	32	3-1/8	27-1/2	1	1
5-IBT.800-400-400-925	3787	224	66-3/8	79-7/16	59-15/16	68-7/16	54-11/16	5-1/4	71-3/8	10-3/4	2-11/16	N/A	N/A	131-1/4	52-3/4	52-3/4	185-9/16	31-1/2	34	18-1/2	8-3/4	10-3/4	32	3-1/8	27-1/2	1	2
5-IBT.1000-300-300-400-925	4559	284-1/8	66-3/8	79-7/16	59-15/16	68-7/16	54-11/16	5-1/4	71-3/8	10-3/4	2-11/16	62-13/16	117-1/16	191-3/8	52-3/4	52-3/4	245-11/16	31-1/2	34	18-1/2	8-3/4	10-3/4	32	3-1/8	27-1/2	1	3
5-IBT.1200-400-400-400-925	4671	284-1/8	66-3/8	79-7/16	59-15/16	68-7/16	54-11/16	5-1/4	71-3/8	10-3/4	2-11/16	62-13/16	117-1/16	191-3/8	52-3/4	52-3/4	245-11/16	31-1/2	34	18-1/2	8-3/4	10-3/4	32	3-1/8	27-1/2	1	3
5-IBT.1400-300-300-400-400-925	4783	284-1/8	66-3/8	79-7/16	59-15/16	68-7/16	54-11/16	5-1/4	71-3/8	10-3/4	2-11/16	62-13/16	117-1/16	191-3/8	52-3/4	52-3/4	245-11/16	31-1/2	34	18-1/2	8-3/4	10-3/4	32	3-1/8	27-1/2	1	4
5-IBT.1600-400-400-400-400-925	4895	284-1/8	66-3/8	79-7/16	59-15/16	68-7/16	54-11/16	5-1/4	71-3/8	10-3/4	2-11/16	62-13/16	117-1/16	191-3/8	52-3/4	52-3/4	245-11/16	31-1/2	34	18-1/2	8-3/4	10-3/4	32	3-1/8	27-1/2	1	4

UNIT INFORMATION

MODEL	BTU RANGE (MBH)**			TURNDOWN RATIO	COMBUSTION EFFICIENCY***	GAS PRESSURE****	
	BURNER INPUT	BTU LOW	BTU HIGH			MIN	MAX
1-IBT.150-G10	150	20	120	6	80.0%	7" WC	14" WC
1-IBT.200-G10	200	26.7	160	6	80.0%	7" WC	14" WC
1-IBT.300-150-150-G10	300	20	240	12	80.0%	7" WC	14" WC
1-IBT.400-200-200-G10	400	26.7	320	12	80.0%	7" WC	14" WC
2-IBT.200-G15	200	26.7	160	6	80.0%	7" WC	14" WC
2-IBT.300-G15	300	40	240	6	80.0%	7" WC	14" WC
2-IBT.400-G15	400	53.3	320	6	80.0%	7" WC	14" WC
2-IBT.400-200-200-G15	400	26.7	320	12	80.0%	7" WC	14" WC
2-IBT.600-300-300-G15	600	40	480	12	80.0%	7" WC	14" WC
2-IBT.800-400-400-G15	800	53.3	640	12	80.0%	7" WC	14" WC
3-IBT.400-G18	400	53.3	320	6	80.0%	7" WC	14" WC
3-IBT.600-300-300-G18	600	40	480	12	80.0%	7" WC	14" WC
3-IBT.800-400-400-G18	800	53.3	640	12	80.0%	7" WC	14" WC
3-IBT.1000-300-300-400-G18	1000	40	800	20	80.0%	7" WC	14" WC
3-IBT.1200-400-400-400-G18	1200	53.3	960	18	80.0%	7" WC	14" WC
4-IBT.400-920	400	53.3	320	6	80.0%	7" WC	14" WC
4-IBT.800-400-400-920	800	53.3	640	12	80.0%	7" WC	14" WC
4-IBT.1000-300-300-400-920	1000	40	800	20	80.0%	7" WC	14" WC
4-IBT.1200-400-400-400-920	1200	53.3	960	18	80.0%	7" WC	14" WC
4-IBT.1400-300-300-400-400-920	1400	40	1120	28	80.0%	7" WC	14" WC
4-IBT.1600-400-400-400-400-920	1600	53.3	1280	24	80.0%	7" WC	14" WC
5-IBT.400-925	400	53.3	320	6	80.0%	7" WC	14" WC
5-IBT.800-400-400-925	800	53.3	640	12	80.0%	7" WC	14" WC
5-IBT.1000-300-300-400-925	1000	40	800	20	80.0%	7" WC	14" WC
5-IBT.1200-400-400-400-925	1200	53.3	960	18	80.0%	7" WC	14" WC
5-IBT.1400-300-300-400-400-925	1400	40	1120	28	80.0%	7" WC	14" WC
5-IBT.1600-400-400-400-400-925	1600	53.3	1280	24	80.0%	7" WC	14" WC

* ADDITIONAL RAIL/GAS CONNECTION ONLY FOR UNITS WITH 3 OR 4 FURNACES

**ALL MODELS ARE FULLY ELECTRONICALLY MODULATING

*** COMBUSTION EFFICIENCY OF EVERY UNIT IS 80.0% OVER THE ENTIRE GAS FIRING RANGE.

**** GAS PRESSURES IN TABLE ARE FOR NATURAL GAS, LP MINIMUM GAS INLET PRESSURE = 11" W.C.